

Report No.: 56.03512 PURE Downlight

Test Time: 2023-06-03 20:03

Luminaire Property

Luminaire Category: Bridgelux V4HD 3000K CRI90

Luminaire Description: 41D

Current: 0.023 A

Power Factor: 0.832

Voltage: 226.1 V

Power: 4.40 W

Photometric Results

CIE Class: Direct

Measurement Flux: 174.2 lm

Downward Ratio: 100%

Horizontal Diffuse Angle(50%): H41.6

Vertical Diffuse Angle(50%): V41.6

Luminaire Efficacy Rating (LER): 40

Max. Intensity: 280.36 cd

Total Rated Lamp Lumens: 174.2 lm

Efficiency: 100%

Upward Ratio: 0%

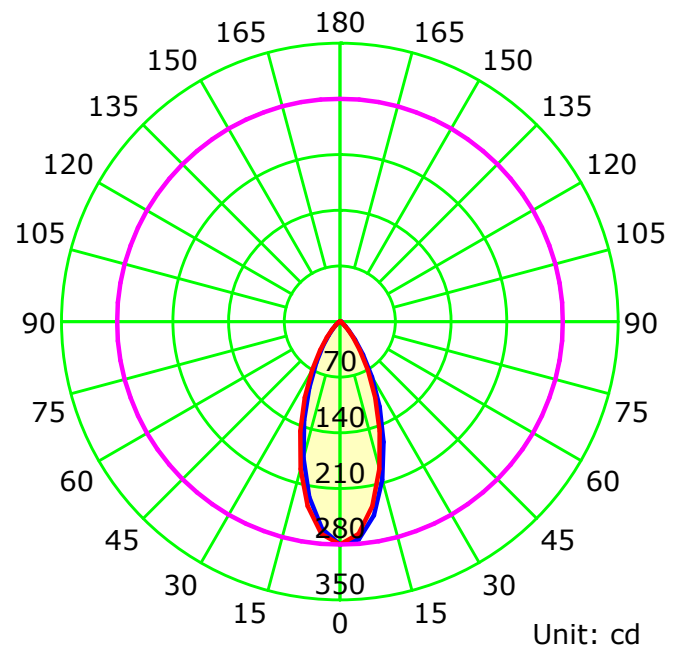
Central Intensity: 280.35 cd

Pos of Max. Intensity: H0 V0

Picture Of Luminaire



Luminous Intensity Distribution Curve



— C0-C180 — C90-C270 — G0

C Plane (°):0.0-180.0: 180.0

Test Lab:

Test Type: TYPE C

Temperature:

Operator:

Gamma Plane (°):0.0-90.0:5.0

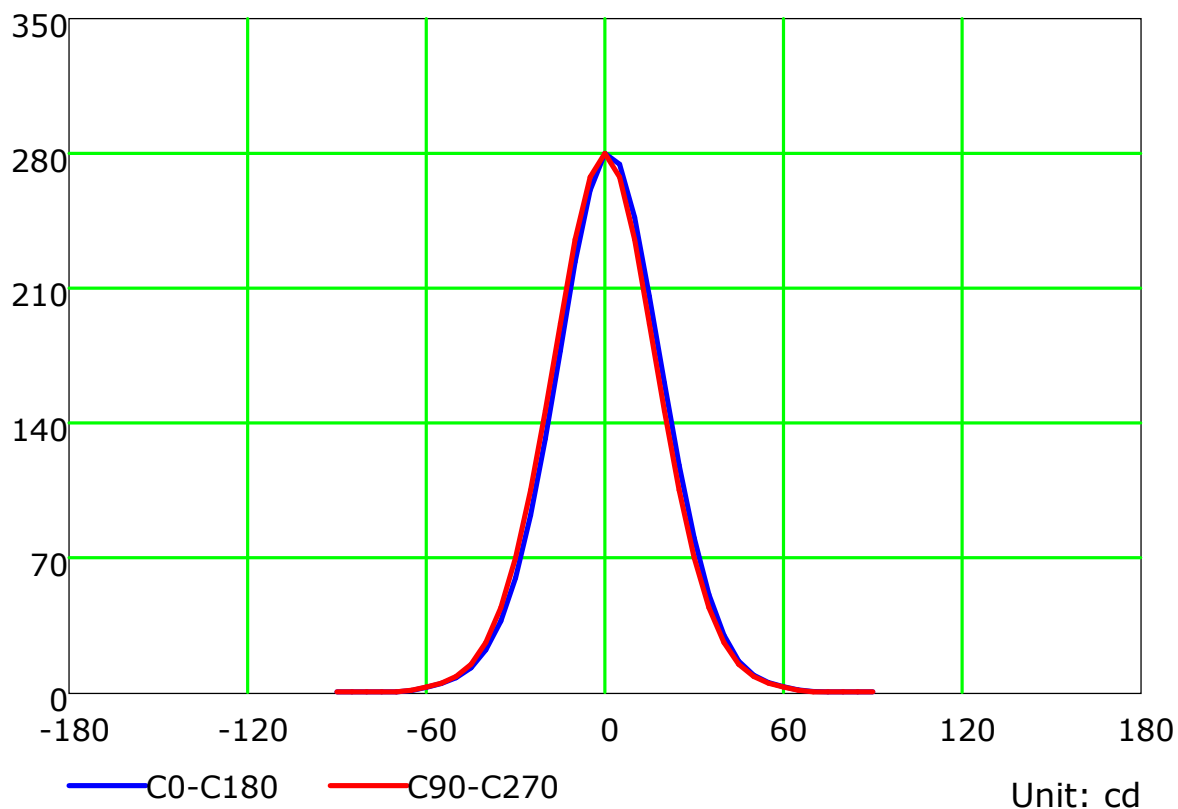
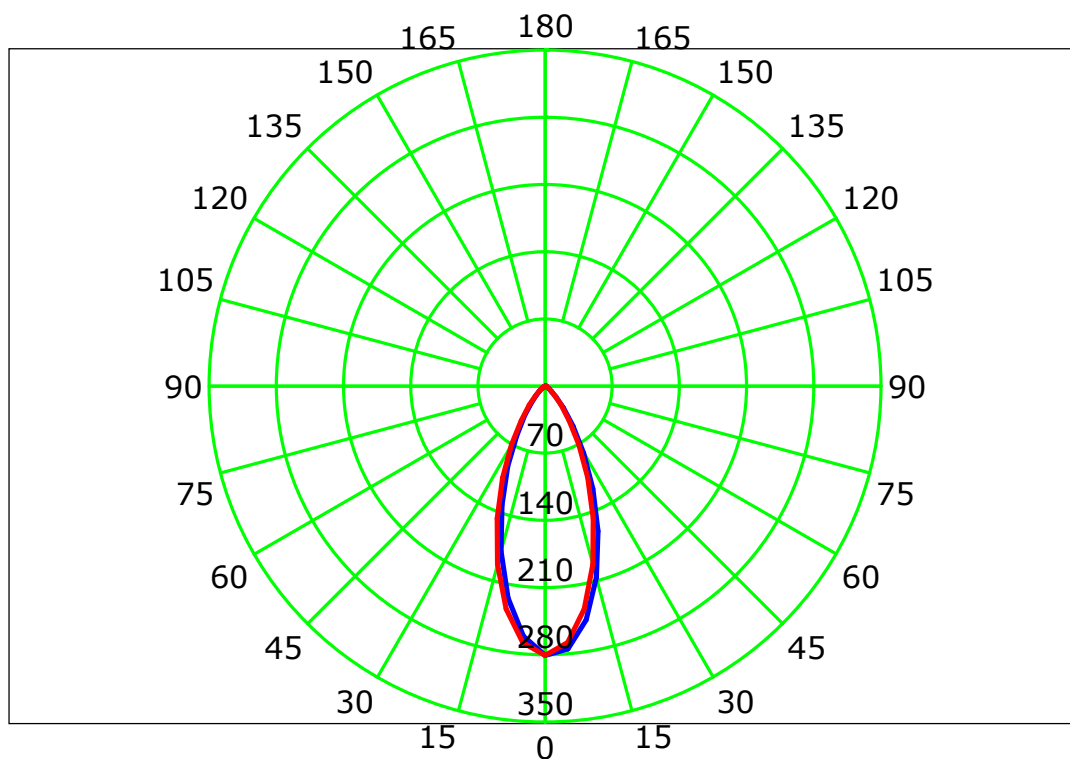
Test Device: CHL-6E

Distance: 3.000 m

Humidity:

Inspector:

Luminous Intensity Distribution Curve



Unit: cd

C Plane (°):0.0-180.0: 180.0

Test Lab:

Test Type: TYPE C

Temperature:

Operator:

Gamma Plane (°):0.0-90.0:5.0

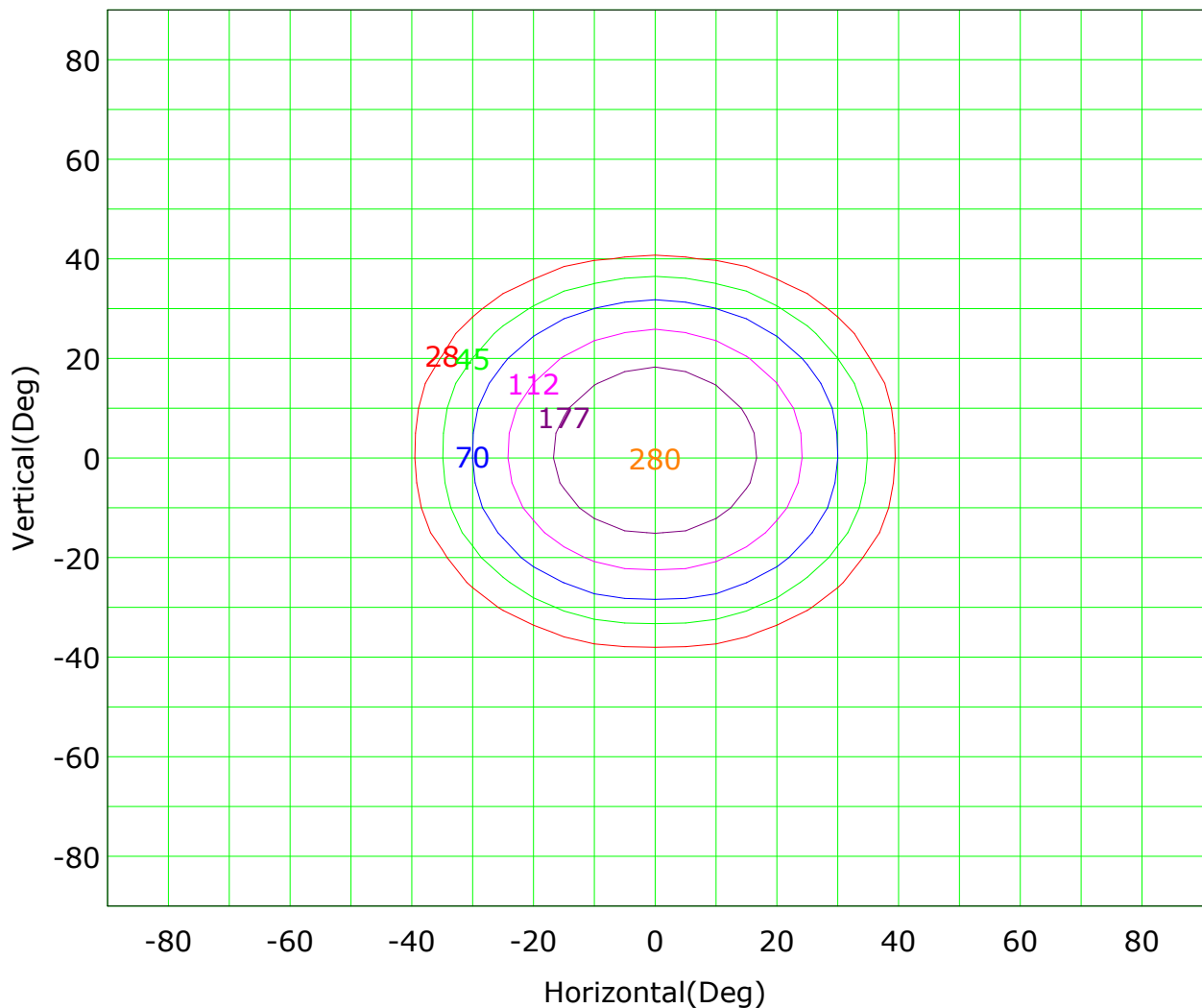
Test Device: CHL-6E

Distance: 3.000 m

Humidity:

Inspector:

Isocandela (rectangle)



Imax (100%): 280 cd

(10%):	28 cd	(16%):	45 cd
(25%):	70 cd	(40%):	112 cd
(63%):	177 cd	(100%):	280 cd

C Plane (°):0.0-180.0: 180.0

Test Lab:

Test Type: TYPE C

Temperature:

Operator:

Gamma Plane (°):0.0-90.0:5.0

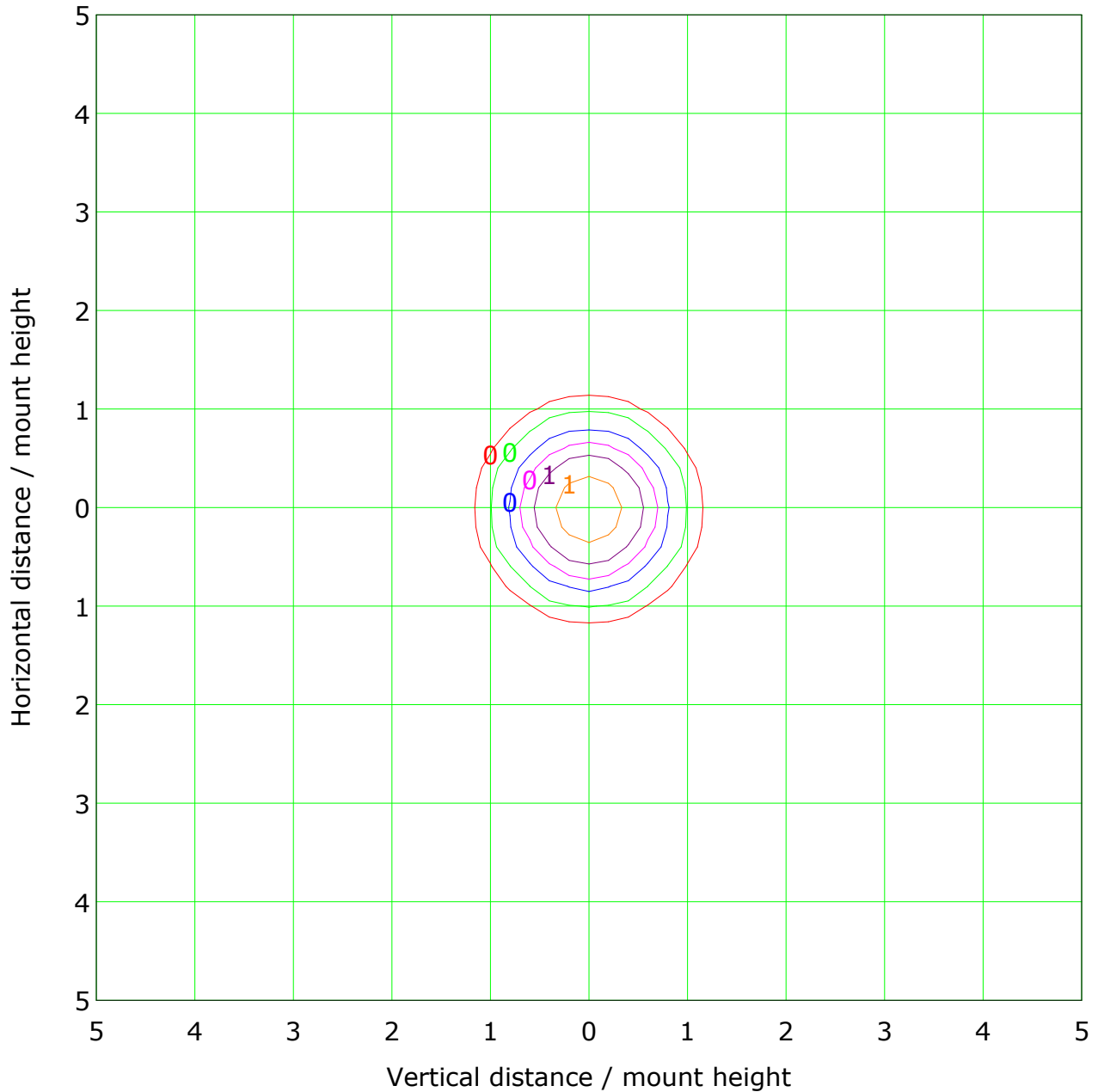
Test Device: CHL-6E

Distance: 3.000 m

Humidity:

Inspector:

IsoLux Plot

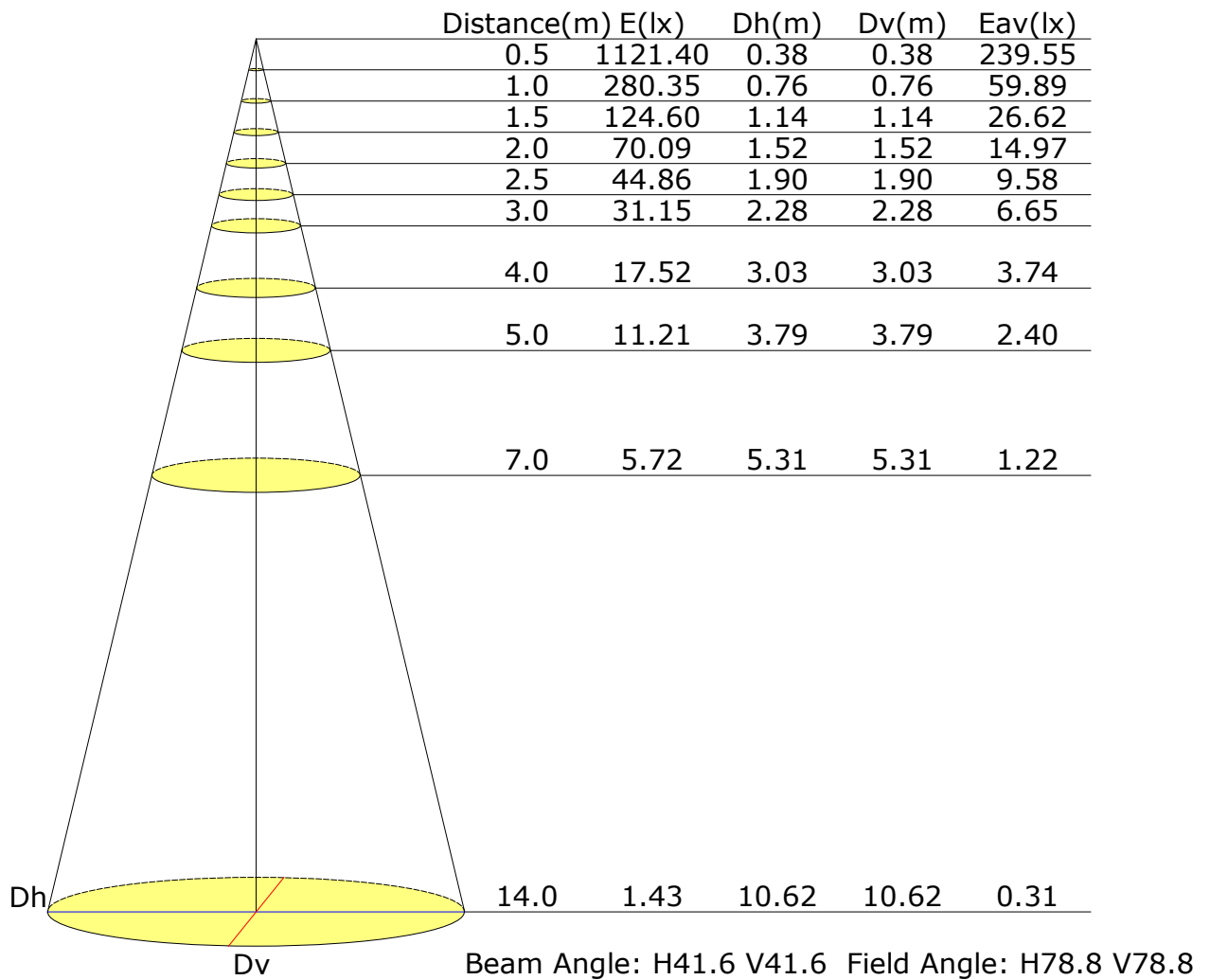


Mounting Height: 10m		Max Lux(100%): 3 lx	
(1%):	0 lx	(2%):	0 lx
(5%):	0 lx	(10%):	0 lx
(20%):	1 lx	(50%):	1 lx
(100%):	3 lx		

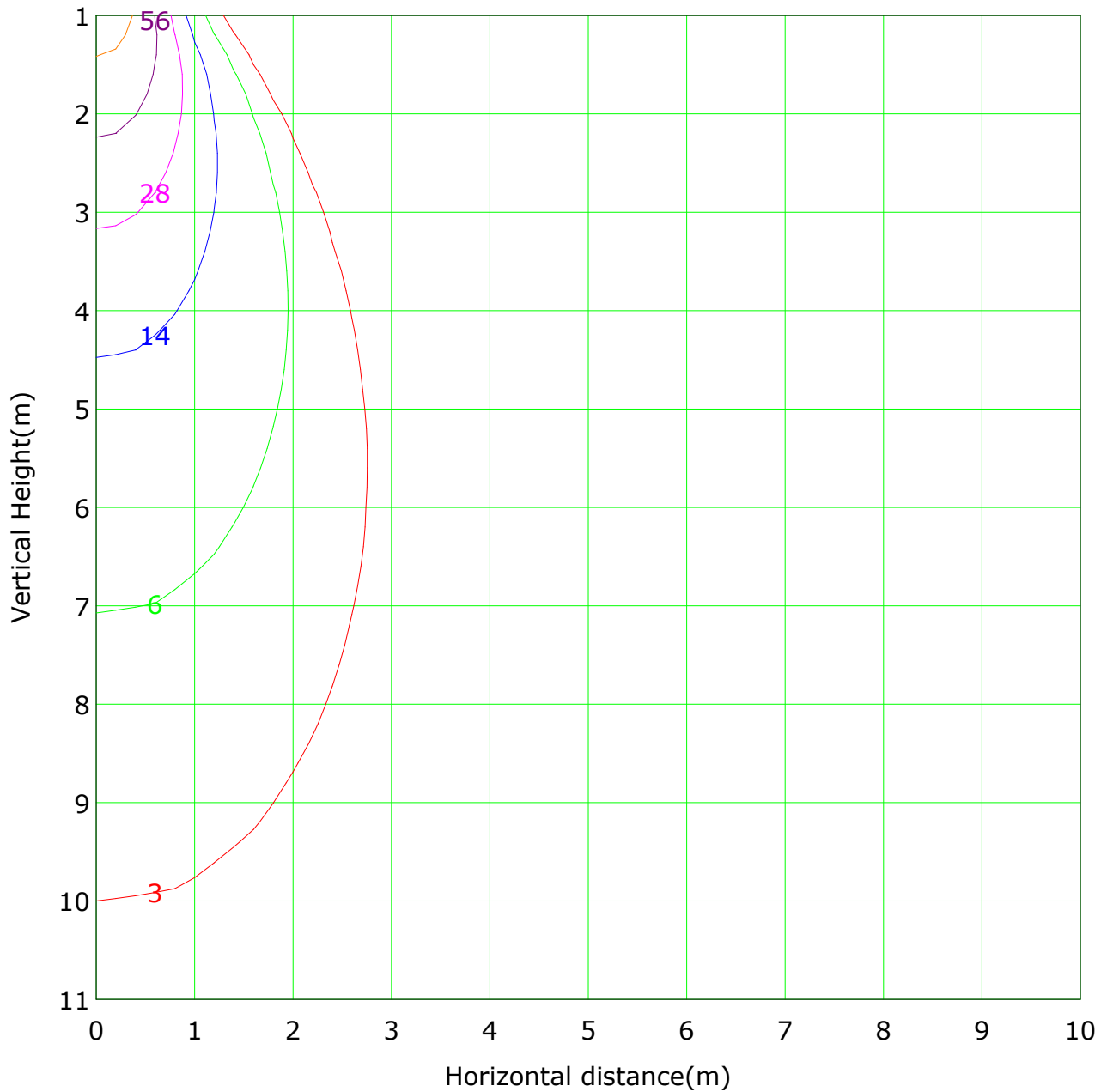
C Plane (°):0.0-180.0: 180.0
Test Lab:
Test Type: TYPE C
Temperature:
Operator:

Gamma Plane (°):0.0-90.0:5.0
Test Device: CHL-6E
Distance: 3.000 m
Humidity:
Inspector:

Illuminance at a Distance



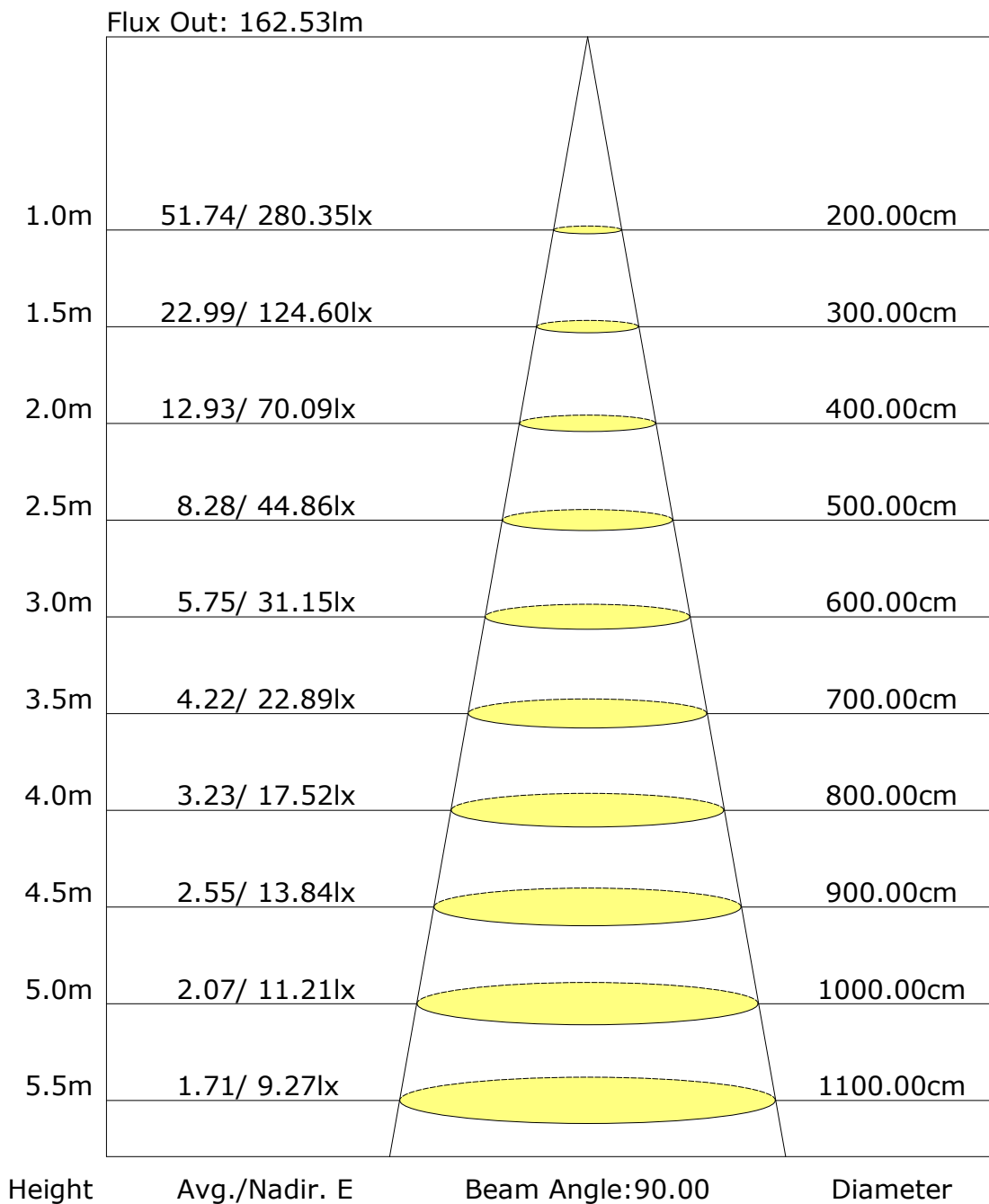
Vertical IsoLux Plot



C Plane (°):0.0-180.0: 180.0
Test Lab:
Test Type: TYPE C
Temperature:
Operator:

Gamma Plane (°):0.0-90.0:5.0
Test Device: CHL-6E
Distance: 3.000 m
Humidity:
Inspector:

The average illuminance effective figure



C Plane (°): 0.0-180.0: 180.0
Test Lab:
Test Type: TYPE C
Temperature:
Operator:

Gamma Plane (°): 0.0-90.0: 5.0
Test Device: CHL-6E
Distance: 3.000 m
Humidity:
Inspector:

Zonal Lumen

[illegible]

Inspector:

Candlepower Table

Unit: cd

[illegible]

C Plane (°):0.0-180.0: 180.0

Test Lab:

Test Type: TYPE C

Temperature:

Operator:

Gamma Plane (°):0.0-90.0:5.0

Test Device: CHL-6E

Distance: 3.000 m

Humidity:

Inspector: